

# Metzler Premium Aktien Global D

## Factsheet

Calculation date: 29/5/2026 Page 1

### Fund Basics

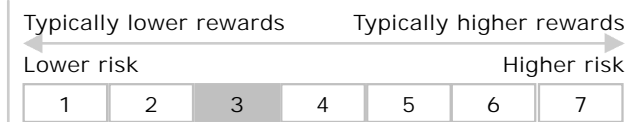
ISIN code	DE000A2DR3Q9
Fund symbol	A2DR3Q
Fund category	Equity funds
Fund currency	Euro
Investment Company	Metzler Asset Management GmbH
Depository	B. Metzler seel. Sohn & Co. AG
Fiscal year	1/10/ - 30/9/
German tax classification	equity fund pursuant to Section 2(6) of the Investment Tax Law
Minimum investment	1,000,000 EUR
Fund launch	5/10/2017
Inception Price	100.00 EUR
Dividend type	Accumulating
Performance Fee	-
Benchmark	
Registered for sale	Germany, Austria

### Investment Policy

The fund aims to generate a return in line with market conditions, with commensurate ongoing reinvestment of the income.

To achieve this, the fund invests in stock, equity-equivalent securities, fixed and variable interest-bearing securities, convertible and warrant bonds, debt securities, index certificates and other forms of securitised debt instruments as well as other marketable securities of German and foreign issuers. In addition, investment units, money market instruments and securitised financial instruments can also be purchased. Bank deposits and money market instruments can also be in foreign currencies. More than 50% of the fund's net assets are invested in equity investments within the meaning of Section 2 (8) of the German Investment Act (InvStG).

### SRI - Summary Risk Indikator (PRIIPs-Methodology)



### Risk Profile

Higher yield expectations from rising stock and currency prices entail a correspondingly higher exposure to risk from fluctuations in equity prices, exchange rates and interest rates, and also creditworthiness risks. Derivatives can be used both for hedging and increasing income.

The fund has increased volatility due to its composition. That is, the unit price can undergo significant fluctuations, both up and down, within a short time period.

The fund is intended for all types of investors who have the aims of asset formation and asset optimisation. Investors should be able to accept considerable fluctuations in the value and significant losses, and not require any guarantee regarding the preservation of their original investment amount.

The investment horizon should be at least 5-10 years.

# Metzler Premium Aktien Global D

## Factsheet

Calculation date: 29/5/2026 Page 2

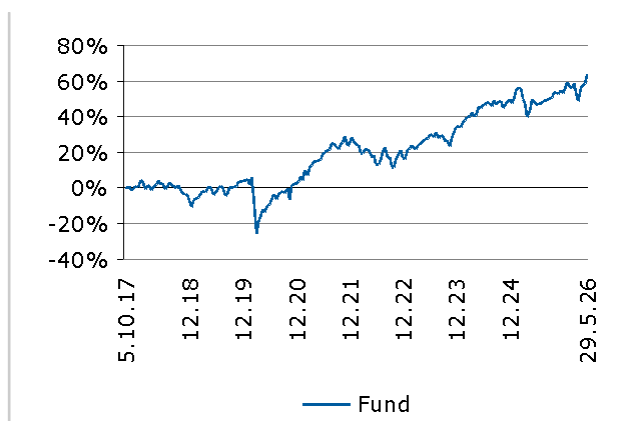
### Target Market according to MIFID II

Client Category	Retail Client
Professional Client	Professional Client
Eligible Counterparty	Eligible Counterparty
Knowledge & Experience	Client with basic knowledge of and / or experience with financial products Client with advanced knowledge of and / or experience with financial products Client with comprehensive knowledge of and / or experience with financial products
Financial Loss Bearing Capacity	The investor can bear losses (up to the total loss of the investment amount).
Investment Objectives	General capital formation / asset optimisation

### Prices & Distributions

Subscription price	171.81 EUR
Net Asset Value	163.63 EUR
Volume share class	573.71 M. EUR
Fund volume	2,099.96 M. EUR
Equity participation rate	91.41%
Distribution date	-
Dividend	-
Redemption suspended for these target funds	0.00%

### Performance Chart



### Performance for 12-month-periods

Period	Fund
30/5/2025 - 29/5/2026	10.06
30/5/2024 - 29/5/2025	2.93
30/5/2023 - 29/5/2024	12.04
30/5/2022 - 29/5/2023	8.99
30/5/2021 - 29/5/2022	1.42
30/5/2021 - 29/5/2022*	-3.41

\*Including subscription fee of 5.00% (net calculation)

### Performance in %

Period	Fund
YTD	5.15
1 month	3.87
3 months	3.23
1 year	10.18
3 years p.a.	8.58
5 years p.a.	7.10
Since fund launch p.a.	5.86

### Asset Allocation as of 29/5/2026

Category	Percentage
Equities	86.73%
Investment funds	8.26%
Cash	5.03%
Others	-0.03%

### Top 10 Countries as of 29/5/2026

Country	Percentage
Euro zone	48.34%
United States	35.21%
United Kingdom	6.08%
Switzerland	5.36%

# Metzler Premium Aktien Global D

## Factsheet

Calculation date: 29/5/2026 Page 3

### Top 10 Currencies as of 29/5/2026

Euro	49.72%
US Dollar	38.82%
British Pound	6.10%
Swiss Franc SF	5.36%

### Top 10 Sectors as of 29/5/2026

Capital Goods	13.52%
Pharmaceuticals, Biotechnology & Life Sciences	9.38%
Banks	8.84%
Semiconductors & Semiconductor Equipment	8.36%
Software & Services	6.06%
Food, Beverage & Tobacco	4.95%
Media & Entertainment	4.46%
Financial Services	4.39%
Consumer Discretionary Distribution & Retail	3.37%
Utilities	3.31%

### Top 10 Holdings as of 29/5/2026

AMAZON.COM INC. DL-,01	3.37%
ISHSVII-MSCI EM AS.DL ACC	3.35%
SIEMENS AG NA O.N.	3.28%
ASML HOLDING EO -,09	2.97%
NESTLE NAM. SF-,10	2.70%
ROCHE HOLDING PS SF -,001	2.67%
ING GROEP NV EO -,01	2.60%
MICROSOFT DL-,00000625	2.57%
APPLE INC.	2.47%
L OREAL INH. EO 0,2	2.41%

### Key Figures as of 29/5/2026

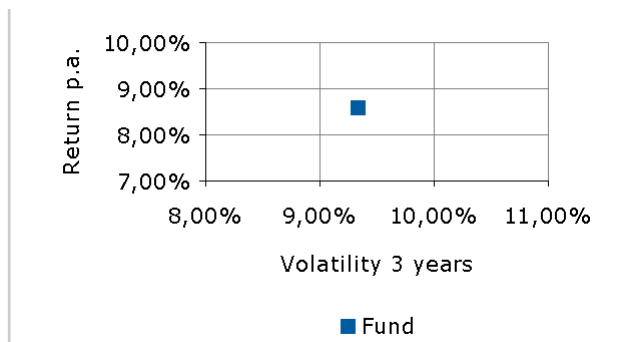
Sharpe Ratio 3 years	0.61
Volatility since fund launch	12.24%
Volatility 1 year	10.05%
Volatility 3 years	9.33%
Volatility 5 years	10.28%
Maximum drawdown 3 years	-14.99%

# Metzler Premium Aktien Global D

## Factsheet

Calculation date: 29/5/2026 Page 4

### Risk-Return Chart as of 29/5/2026



### Paying Agent in Austria

Erste Bank der oesterreichischen Sparkassen AG  
Am Belvedere 1  
1100 Wien  
Austria  
Tax transparent (weiß) reporting fund  
since: 3/5/2022

### Chart Details

	Return p.a.	Volatility 3 years
Fund	8.58%	9.33%

### Expenses & Fees

Subscription charge	5.00%
Redemption Fee	not applicable
Management Fee p.a.	0.50%
Depositary Fee p.a.	0.05%
Performance Fee	-
Ongoing charges* calculation date	16/4/2026
Ongoing charges*	0.62%

\*The ongoing charges contain all annual operating costs except transaction costs.

### Contact Details

Metzler Asset Management GmbH  
Untermainanlage 1  
60329 Frankfurt am Main  
Postbox 20 01 38  
60605 Frankfurt am Main  
Germany  
Phone: +49 69 2104-1111  
Fax: +49 69 2104-1179  
[www.metzler.com/asset-management](http://www.metzler.com/asset-management)  
[AssetManagement@metzler.com](mailto:AssetManagement@metzler.com)

### Paying Agent in Germany

B. Metzler seel. Sohn & Co. AG  
Untermainanlage 1  
60329 Frankfurt am Main  
Germany

# Metzler Premium Aktien Global D

## Factsheet

Calculation date: 29/5/2026 Page 5

### Fund Manager

Fund manager	Metzler Asset Management GmbH
Advisor	B. Metzler seel. Sohn & Co. AG

### Disclaimer:

Promotional material published by Metzler Asset Management GmbH

This document published by Metzler Asset Management GmbH [together with its affiliated companies as defined in section 15 et seq. of the German Public Limited Companies Act (Aktiengesetz - "AktG"), jointly referred to hereinafter as "Metzler"] contains information obtained from public sources which Metzler deems to be reliable. However, Metzler cannot guarantee the accuracy or completeness of such information. Metzler reserves the right to make changes to the opinions, projections, estimates and forecasts provided in this document without notice and shall have no obligation to update this document or inform the recipient in any other way if any of the statements contained herein should be altered or prove incorrect, incomplete or misleading.

The information contained in this document is not tailored to the specific investment objectives, financial situations or needs of individual recipients. Before acting on the basis of the information or recommendations contained in this document, the recipient should consider whether the decision is suitable for his or her personal circumstances and, if in doubt, seek the advice of a qualified professional.

Past performance cannot be regarded as an indicator of future performance. It cannot be guaranteed that a portfolio will repeat its past performance in the future. Any gains generated by investments are subject to fluctuations; the price or value of any financial instrument described in this document may rise or fall. Moreover, the actual performance of a portfolio depends on its asset volume as well as on the agreed fee structure and external expenses.

The model calculations contained in this document, if any, are examples showing the possible performance and are based on various assumptions (e.g. regarding earnings and volatility). Actual performance may be higher or lower, depending on market developments.

Metzler cannot guarantee that a portfolio will maintain a certain minimal value or that a specific target return will be achieved. Consequently, none of the capital preservation strategies mentioned in this document, if any, can offer full asset protection.

In particular, it cannot be guaranteed that ESG investments will actually increase returns and/or reduce portfolio risk. Similarly, no civil liability of Metzler can be derived from the goal of "responsible investing" (as defined by the BVI Rules of Conduct). Information on sustainability at Metzler Asset Management can be found here: [www.metzler.com/esg-en](http://www.metzler.com/esg-en).

This document is non-binding and does not constitute an offer or any part of an offer to buy or sell financial instruments. Only the sales prospectuses, basic information sheets (PRIIPs) and annual and half-yearly financial statements valid at the time of purchase are binding for purchasing mutual funds. These and other mandatory documents, including the fund's complaint resolution process, are available for download at [www.metzler.com/funds](http://www.metzler.com/funds) and [www.universal-investment.com/en/Corporate/Compliance/Ireland/](http://www.universal-investment.com/en/Corporate/Compliance/Ireland/).

In the case of fund products, investors have the right to file a complaint in a model case proceeding as per sec. 606 German Code of Civil Procedure or to initiate an ombudsman proceeding at the German Investment Funds Association (BVI). The German Capital Investor Model Proceedings Act (KapMuG) applies.

It may be decided at any time to terminate the cross-border distribution arrangements. In such circumstances, investors will be informed of this decision and will be provided with the opportunity to redeem their units.

Universal-Investment Ireland Fund Management Limited (UII) in Dublin is responsible for managing Irish UCITS funds. UII did not partake in the preparation of this document and thus takes no responsibility for its content, subject to all applicable law and regulatory requirements.

This document is provided solely for information purposes and may not be modified, copied, reproduced or distributed without Metzler's prior written consent.

The following applies in connection with references to indices, ratings or indicators:

Key fund figures and ratings (henceforth referred to as "information") provided by MSCI ESG Research LLC (MSCI ESG) contain environmental, social and governance data pertaining to the underlying securities in more than 31,000 multi-asset class mutual funds and ETFs worldwide. MSCI ESG is a registered investment adviser under the US Investment Advisers Act of 1940. None of the information provided by MSCI ESG has been filed with or approved by the US SEC or any other regulatory authority. It does not constitute an offer to buy or sell or represent a solicitation or recommendation of any security, financial instrument, financial product or trading strategy, nor should it be considered an indication or guarantee of future performance, analysis, forecast or prediction. None of the information provided shall be used to determine which securities to buy or sell or when to buy or sell them. The information is provided "as is" and the user of the information assumes all risk associated with the use of or permission to use said information.